


Quebec's immigration agreement and settlement services

Stephan Reichhold – Director

Forum of Federations
Toronto January 28, 2011



**table de concertation des organismes au service
des personnes réfugiées et immigrantes**

Historical background

- 1867 Constitution - Shared responsibility of immigration
- 1968 Quebec establishes its own Immigration Ministry
- 1971 First Canada-Quebec agreement (Lang/Cloutier)
- 1975 Andras/Bienvenue agreement – Quebec does interviews and recommendations to visa officers
- 1978 Cullen/Couture agreement: allows Quebec to define its own selection criteria's
- 1990 Énoncé de politique en matière d'immigration et d'intégration
- 1991 Canada-Quebec Accord also called Gagnon-Tremblay/McDougall Accord

The Canada-Quebec Accord relating to Immigration and Temporary Admission of Aliens







Meech Lake negotiation context

Main objective: to preserve Quebec's demographic weight in the confederation and provide French only integration

Covers four main areas :

- selection of persons coming permanently or temporarily to Quebec
- their admission into Canada
- the integration into Quebec society
- the determination immigration levels to Quebec

Chart shared responsibilities

Levels (volumes)		
Defining classes		
Selection (independent candidates and refugees abroad)		
Proof of relationships (family class)		
Sponsor's financial resources		
Asylum seekers		

Agreement on settlement and language services

- Quebec provides its own settlement and language services
- Canada withdraws completely from the services to be provided by Quebec
- Canada provides financial compensation
- Canada remains responsible for citizenship and multiculturalism services

Particularities of the financial agreement

- No termination clause
- Amendments only possible if both sides agree
- The compensation can never diminish from one year to another
- Not directly related to the number of settled newcomers
- No accountability obligations to the federal government
- The compensation increases each year at the same rate as the general Canadian government spending (excluding debt service payment

Evolution of the Accord in numbers

QUEBEC Ministry of Immigration (MICC)

BUDGET from 1998 to 2011 related to immigration, integration and french language

Budget Year	Admissions (Landing) in Québec (civil year) Persons	Revenues transfered by Federal Gov for integration measures	Overall expenses by MICC for immigration and integration	Funding to NGO settlement sector(included in MICC overall expenses) (PANA/PARI-PAD/PRI/PRSOCA)
1998-1999	1998 : 26 509	101 452 000\$	102 000 000 \$	10 138 755 \$
1999-2000	1999 : 29 214	102 910 000 \$	100 000 000\$	9 787 012 \$
2000-2001	2000 : 32 502	104 140 000\$	102 000 000\$	9 382 358 \$
2001-2002	2001 : 37 498	111 723 000\$	125 000 000\$	9 972 760 \$
2002-2003	2002 : 37 618	135 734 000\$	129 000 000\$	9 292 187 \$
2003-2004	2003 : 39 500	164 100 000\$	127 000 000\$	10 370 366 \$
2004-2005	2004 : 44 226	160 786 000\$	120 000 000\$	10 948 000 \$
2005-2006	2005 : 43 373	188 353 000\$	116 000 000\$	8 678 612\$
2006-2007	2006 : 44 686	199 570 000\$	125 000 000\$	11 945 802 \$
2007-2008	2007 : 45 201	202 364 000\$	132 000 000\$	11 495 797 \$
2008-2009	2008 : 45 264	218 500 000\$	158 075 000\$*	14 288 334 \$
2009-2010	2009 : 49 489	232 190 200\$	168 423 000\$	12 955 977 \$
2010-2011	2010 : 52 000 to 53 8000	253 700 000\$ (Expected)	177 100 000 \$ (Expected)	Not available
2011-2012	2011 : 52 400 to 55 000	258 400 000\$ (Expected)	Not available	Not available

* Bouchard – Taylor Commission Effect


The “Quebec approach” concerning settlement services

- Strong focus on French language training (93% governmental delivery, 7% NGO – approx. 110 M \$)
- Services are mainly delivered by public service in terms of spending the Accord \$ - 2009-2010 :
 - Min. Immigration 168,4 M \$ (lang. 70 M \$, sett. 47,6M \$)
 - Min. Education 78,5 M
 - Min. Employment 75 M \$
 - Min. Health 12 M \$
 - NGO settlement sector 14 M \$, approx. 6% (Canada 70%)

Conclusion

- Quebec is doing quite well in terms of access to language training, although the numbers of francophone immigrants are increasing and access in smaller cities is more difficult
- Access to labour market for newcomers is still a major issue, Quebec performs less compared to Ontario or BC
- Although Quebec is in a very privileged and unique situation having these exclusive powers related to the soft part of immigration, the long term guaranteed and increasing financial resources from the federal government, a well-organized infrastructure and expertise on immigration and integration, a solid NGO settlement sector, the province is not performing very well integrating its immigrants from an economical and social point of view (spec. women, visible minorities, youth)
- Important lack of horizontal and inter ministerial coordination and leadership
- Very poor programs and funding related to intercultural activities

Thank youquestions ?



**table de concertation des organismes au service
des personnes réfugiées et immigrantes**